



BURNET COUNTY EMERGENCY SERVICES DISTRICT NO. 2
P.O. Box 249
Buchanan Dam, Texas 78609-0249

Minutes (Official) – August 15, 2024

1. (AI)¹ Call meeting to order.

(AD)²At 6:00p.m., August 15, 2024, the Regular Meeting for the Board of Emergency Service Commissioners of Burnet County Emergency Services District No. 2 was called to order by President Sharon Barclay at the Cassie Volunteer Fire Department, 3900 RR 690, Burnet, Texas 78611. Notice of this meeting (Enclosure 1) had been previously posted at the Burnet County Courthouse and the Burnet County website, (Burnet County burnetcountytexas.org) in compliance with the provisions of Chapter 551, Texas Government Code.

2. (AI) Establish a quorum.

(AD) Board member in attendance were:


Sharon Barclay

Jodeen Lee

William Proffer

Felecia Sanchez – Acting Secretary

Robbie Cheatham - Absent



3. (AI) Pledge of Allegiance

(AD) The quorum having been established, the Pledge of Allegiance to the United States was rendered with appropriate honors.

¹ AI – Agenda Item

² AD – Action and/or Discussion by BCESD-2Commissioners

4. (AI) Invocation

(AD) Commissioner Barclay offered the Invocation.

5. (AI) Welcome guests

(AD) Commissioner Barclay welcomed guests to the meeting:

*Chief Derrick Curtis
Mrs. Laura Schneider, CVFD Treasurer
Mrs. Megan Paz ESD2 Administrative Assistant*

6. (AI) Comments from the Board and Public not scheduled on the agenda may be made. However, no action can be taken on those items and the Board will not debate the comments at this meeting. Comments regarding specific agenda items should occur when the time is called. There is a 2-minute speaking limit.

(AD) Commissioner Barclay called for any comments regarding non-agenda items. No items were brought forward for discussion.

7. (AI) Accept minutes from the July 18, 2024 Meeting.

(AD) Commissioner Barclay called for any changes that need to be made to the July 18, 2024 Meeting Minutes, with one correction noted, the minutes were accepted as presented.

8. (AI) ESD #2 Treasurer Report

(AD) Commissioner Lee presented the Treasurer's Report for July 2024.

*Balances- Checking: \$ 421,647.46
 Savings: \$ 24,839.68
 Texas Class Reserve Investment: \$ 379,752.37
 Texas Class Sales Tax Investment: \$ 258,850.02*

*Total Income: \$ 13,078.93
Expenses: \$ 59,933.13
Net Income: \$ -46,854.20*

YTD Income \$ 701,253.24
Budget \$ 517,527.67
Net Income \$462,562.47

Commissioner Barclay noted that the \$183k overage & additional revenue is due to the sale of the truck.

Commissioner Barclay called for discussion and/or questions regarding the August 15, 2024 Treasurers Report. With no discussion, the Treasurers Report was accepted as presented. (Enclosure 2)

9. (AI) Discussion and/or action regarding the disbursement of funds

(AD) Commissioner Lee reported that payments of \$1650.00 to Burnet CAD, Megan Paz including reimbursement for hard drive, and ESD Attorney \$325.00

Commissioner Barclay called for discussion and/or questions regarding the disbursement of funds. There was no discussion.

10. (AI) Report from the Cassie Volunteer Fire Department.

A. Report of VFD (Chief Curtis / Asst. Chief Schoenfeld)

- 1. Number of calls**
- 2. Staffing, Structure, Retention, Recruitment – Strategic Plan #3**
- 3. Training – Strategic Plan #4**
- 4. Other department activity or concerns.**

B. Cassie VFD Financial Report (L. Schneider)

C. Present CVFD Budget for FY 24-25

(AD) A1. Chief Curtis gave the report on CVFD activity for the month of July 2024; CFVD responded to a total of 24 calls --- 14 EMS & 10 Fire & Mutual Aid. There were no overlapping calls. Average response time 13:04. In-District calls – 5:22; M-F – 2:58; Out of District - 21:00. The average personnel per call for July was 5.1. (Enclosure 3)

A2. Chief Curtis stated that they are currently working on the web page for more up to date information for the public and show volunteer benefits. Chief Curtis said that the Commission Inspection took place August 1, 2024, and they passed.

A3. Per Chief Curtis, CVFD Rapid Intervention Team Training with other neighboring departments will take place in September. Chief Curtis stated that there will be more community activities in November 2024.

A4. Chief Curtis reported that there had been a citizen request for CVFD to assist in purchasing a digital kiosk; they are taking no action at the present time. Chief Curtis also reported that the Mini-Pumper buildout had started and should be completed in October.

Commissioner Barclay asked if there was any discussion or questions for Chief Curtis. Nothing was brought forth at this time.

B. Mrs. Laura Schneider provided the CVFD Treasurers Report for July 2024. There was a balance of \$75,789.05 in checking. Expenses for July were \$15,302.08. Net Income for July \$43,965.57. YTD Expenses \$355,456.24. Net Income YTD \$63,175.22

Mrs. Laura Schneider provided the CVFD Account Report for July 2024. There was a balance of \$123,517.94 in checking. Income \$4,909.52 (2024 Dividend for workplace safety & loyalty). Expenses for July were \$0. (Enclosure 4)

C. Chief Curtis presented the CVFD Budget for FY 24-25. He reported that the budget was in line with inflationary costs in maintenance and salary.

Commissioner Barclay asked about the Insurance Cost increase. Mrs. Laura Schneider noted that it is estimated to increase 15% and they will confirm in October 2024.

11. (AI) Administrative update of the Sales Tax Program for ESD No. 2. Including update on reports from HdL.

(AD) Commissioner Proffer gave the Sales Tax Update for August. He reported that July Sales Tax increased from 9K to 16K. Reflecting a YoY increase of 16.6%. There was a brief discussion on entities that submit Sales Tax. (Enclosure 5)

There is still nothing from the Eclipse.

12. (AI) Joint Task Force Report – Strategic Plan #5 Goal 1. (Barclay/Proffer/Curtis)

(AD) Commissioner Barclay reported that the JTF had met virtually and had started to work on components of the Strategic Plan. The items that were being worked on were: Feasibility

Study for the Building in the works. Mr. Martinez will be assisting Commissioner Barclay with the required letter. Chief Curtis already spoke on the new truck and status. Commissioner Barclay is working with Ken Campbell regarding the Fire Code. She discussed potential community involvement ideas and welcomed suggestions. – possible Truck Push in when truck is delivered. Chief Curtis also noted that in September 2024, Cassie VFD will be serving the community for 50 years.

Commissioner Barclay asked if there were any further questions or discussions needed; none at this time.

13. (AI) Present the Service Provider Contract for FY2024-25 to Cassie VFD for their review. The completed contract will be returned following CVFD September Board Meeting. (Barclay)

(AD) Commissioner Barclay Presented the CVFD with the Service Provider contact for FY2024-25 to Chief Curtis.

14. (AI) Discussion and/or action on the adoption of the BCESD2 Budget for FY 2024-25. (Lee/Barclay)

(AD) Commissioner Lee presented the proposed Budget for FY 2024-25. She noted the changes including the increase in accounting fees and legal fees. Commissioner Barclay called for discussion from the Board and public. No further discussion was needed.

There was a brief discussion regarding certifications for all members. It was noted that everyone was up to date.

Commissioner Barclay called for a motion to approve the BCESD #2 Budget for FY 24-25.

Commissioner Lee made the motion to approve the BCESD #2 Budget for FY 24-25. Commissioner Proffer made the 2nd. The motion passed unanimously. (Enclosure 6)

15. Discussion and/or action on adoption of the tax rate for 2024 to be set at \$0.10 per \$100 of valuation, which effectively exceeds the no-new-revenue tax rate by 2.67 percent. (Barclay)

(AD) Commissioner Barclay brought forth discussion related to the tax rate information received from BCAD. She noted that the appraisal data was slightly less than expected but

remained approximately 10% greater over the past year. She discussed that by adopting a 10 cent/\$100 valuation it will effectively increase the “No New Revenue” by 2.67%. The VAT remains greater than 10 cents/\$100.

Commissioner Barclay called for any discussion or questions from the Board or public. No discussion or questions were brought forth.

Commissioner Barclay called for a Motion to adopt the new 2024 tax rate.

Commissioner Sanchez made the motion, I move that the property tax rate be increased by the adoption of a tax rate of 10 cents per \$100 valuation, which effectively exceeds the no-new – revenue tax rate by 2.67 percent.

Commissioner Lee made the 2nd Motion.

Vote by Roll Call:

*Commissioner Proctor –Aye
Commissioner Sanchez –Aye
Commissioner Lee –Aye
Commissioner Barclay – Aye
Commissioner Cheatham – Absent*

4- For and 1-Absent. The Tax Rate will be set at 10 cents per \$100 valuation. (Enclosure 7)

16. (AI) Discussion and/or action concerning proceeding with the Letters of Engagement from Oliver, Rainey, and Wojtek for the FY 2023-24 Audit. (Barclay)

(AD) Commissioner Barclay noted that the Commissioners had received a copy of the letter that came from Oliver, Rainey and Wojtek for the FY 2023-24 Audit.

Commissioner Barclay called for any discussion or questions.

Commissioner Proffer requested the cost of said audit. Commissioner Lee reported the audit will be \$13,000.00. There was a brief discussion regarding possible other entities that could possibly do the audit. There are not any others that are able to perform the audit within the local area and local ESD’s are all using this same firm. It was noted that in addition to the charge for the audit, there will potentially be additional charges for mileage, and related administrative purposes There was discussion related to past experience and it was agreed that ORW, formerly Taber and Burnett were fair and performed a good service.

Commissioner Barclay called for a motion to proceed with the Letter of Engagement from Oliver, Rainey, and Wojtek for the FY 2023-24 Audit.

Commissioner Sanchez made the Motion to accept the Letter of Engagement from Oliver, Rainey, and Wojtek for the FY 2023-24 Audit.

Commissioner Lee made the 2nd motion; The motion passed unanimously.

17. (AI) Discussion and/or action regarding Strategic Plan implementation. (Barclay)
SP1/Goal 1 and SP5/Goal 4 Grant Research (Cheatham/Proffer)
SP1/Goal 2 Hire consultant to perform a Feasibility Study (Barclay/Curtis)
SP5/Goal 2 Commissioner focused areas of responsibility (Barclay)
SP5/Goal 3 Commissioner to attend bimonthly County Commissioners Meeting (Barclay)
SP6/Goal 4 Appoint Commissioner as LCRA Liaison

(AD) SP1/Goal 1 and SP5/Goal 4 Grant Research. Chief Curtis noted that there are grants available for certain items building related needed, from USDA. Grants for trucks are on an approximate 6 year wait or longer.

SP1/Goal 2 Hire consultant to perform a Feasibility. Commissioner Barclay and Chief Curtis are currently working on this.

SP5/Goal 2 Commissioner focused areas of responsibility. Commissioner Barclay noted that this was given out in April 2024. There were no changes to the assigned areas of responsibility for the Commissioners.

SP5/Goal 3 Commissioner to attend bimonthly County Commissioners Meeting. Commissioner Barclay asked for volunteers to attend meetings. Commissioner Barclay noted she will attend but is not able to attend all.

SP6/Goal 4 Appoint Commissioner as LCRA Liaison. Commissioner Proffer said he would volunteer.

18. (AI) Calendar of event for September 19, 2024, Meeting
A. Standing Agenda Items.
B. Strategic Plan updates
C. Receive Service Provider Contract from Cassie VFD
D. Receive Letter of Engagement from ORW for Audits

(AD) In addition to the above items, Commissioner Barclay noted that on the Agenda will be added:

Discussion/action to renew the Administrative Assistant position for FY'24-25, Assign 1095 Numbers in accordance with the Texas Ethics Commission, and hold vote for ESD Officers for FY'24-25.


Chief Curtis noted that they have some budget money left over to purchase a Digital White Board for CVFD multi-purpose use , training, meetings, and for BCESD2 use. This will be a Capital Expense and was bringing this forward for consideration.

19. (AI) Next meeting, at 6:00 p.m. on Thursday, September 19, 2024, at the Cassie Volunteer Fire Department.


(AD) Commissioner Barclay announced that the next BCESD2 Meeting will be on September 19, 2024, at 6pm at the Cassie Volunteer Fire Department.

20. (AI) Adjourn

(AD) With no additional business, the Burnet County Emergency Services District No 2, August 15, 2024, Meeting was adjourned at 7:07 p.m.

Signed by:

00001020AD41EC...

Felecia Sanchez
Acting Secretary
Emergency Services District No. 2
Burnet County
August 15, 2024

DocuSigned by:

61B468102488400...

Sharon K. Barclay
President
Emergency Services District No. 2
Burnet County
August 15, 2024



POSTED **Viola Stafford**
Burnet County Clerk
By Stephanie Sherrill at 8:55 am, Aug 08 2024

BURNET COUNTY EMERGENCY SERVICES DISTRICT No. 2
P. O. BOX 249
BUCHANAN DAM, TEXAS 78609-0249

NOTICE OF REGULAR MEETING

In compliance with the provisions of Chapter 551, Texas Government Code, notice is hereby given of a Regular Meeting of the Board of Emergency Services Commissioners of Burnet County Emergency Services District No. 2, to be held on Thursday, August 15, 2024, at 6:00 p.m. at the Cassie VFD Station located at 3900 RR 690, Burnet, Texas, 78611. This agenda is posted in the Burnet County Courthouse and on the [Burnet County \(burnetcountytexas.org\)](http://burnetcountytexas.org) website.

The following agenda items will be discussed, considered and action taken as appropriate:

AGENDA

1. Call meeting to order. (Barclay)
2. Establish a quorum. (Barclay)
3. Pledge of Allegiance. (Barclay)
4. Invocation. (Barclay)
5. Welcome guests. (Barclay)
6. Comments from the Board and Public not scheduled on the agenda may be made. However, no action can be taken on these items and the Board will not debate the comments at this meeting. Comments regarding specific agenda items should occur when the item is called. There is a 2-minute speaking limit.
7. Accept minutes from the July 18, 2024 Meeting. (Barclay)
8. ESD No. 2 Treasurer Report. (Lee)
9. Discussion and/or action regarding the disbursement of funds. (Lee)



BURNET COUNTY EMERGENCY SERVICES DISTRICT No. 2
P. O. BOX 249
BUCHANAN DAM, TEXAS 78609-0249

10. Report from the Cassie Volunteer Fire Department.
 - A. Report of VFD (Chief Curtis/Asst. Chief Schoenfeld)
 1. Number of calls.
 2. Staffing, Structure, Retention, Recruitment-Strategic Plan #3
 3. Training-Strategic Plan #4
 4. Community Involvement – Strategic Plan #7
 5. Other department activity or concerns.
 - B. Cassie VFD Financial Report (L. Schneider)
 - C. Present CVFD Budget for FY24-25 (Schneider/Curtis)
11. Administrative update of the Sales Tax Program for ESD No. 2 including update on reports from HdL- Strategic Plan #5 Goal 6 (Proffer)
12. Joint Task Force Report – Strategic Plan #5 Goal 1. (Barclay/Proffer/Curtis/Schoenfeld)
13. Present the Service Provider Contract for FY2024-25 to Cassie VFD for their review. The completed contract to be returned following CVFD September Board Meeting. (Barclay)
14. Discussion and/or action on the adoption of the BCESD2 Budget for FY 2024-25. (Lee/Barclay)
15. Discussion and/or action on adoption of the tax rate for 2024 to be set at \$0.10 per \$100 of valuation, which effectively exceeds the no-new-revenue tax rate by 2.67 percent. (Barclay)
16. Discussion and/or action concerning proceeding with the Letters of Engagement from Oliver, Rainey, and Wojtek for the FY 2023-24 Audit. (Barclay)
17. Discussion and/or action regarding Strategic Plan implementation. (Barclay)
 - SP1/Goal 1 and SP5/Goal 4 Grant Research (Cheatham/Proffer)
 - SP1/Goal 2 Hire consultant to perform a Feasibility Study (Barclay/Curtis)
 - SP5/Goal 2 Commissioner focused areas of responsibility (Barclay)
 - SP5/Goal 3 Commissioner to attend bimonthly County Commissioners Meeting (Barclay)
 - SP6/Goal 4 Appoint Commissioner as LCRA Liaison



BURNET COUNTY EMERGENCY SERVICES DISTRICT No. 2
P.O. BOX 249
BUCHANAN DAM, TEXAS 78609-0249

18. Calendar of event for September 19, 2024 Meeting

- A. Standing Agenda Items.
- B. Strategic Plan updates
- C. Receive Service Provider Contract from Cassie VFD
- D. Receive Letter of Engagement from ORW for Audits

19. Next meeting, at 6:00 p.m. on Thursday, September 19, 2024 at the Cassie Volunteer Fire Department.

20. Adjourn

Sharon K. Barclay
President
Burnet County Emergency Service District No. 2
Burnet County, Texas

Enclosure 2

12:00 PM
08/10/24
Cash Basis

Burnet County Emergency Services District #2
Balance Sheet
As of July 31, 2024

	<u>Jul 31, 24</u>
ASSETS	
Current Assets	
Checking/Savings	
First State Bank of Burnet	421,647.46
FSB of Burnet-Sales Tax	24,839.68
Texas Class Invest - Reserve	379,752.37
Texas Class Invest - Sales Tax	258,850.02
Total Checking/Savings	<u>1,085,089.53</u>
Total Current Assets	<u>1,085,089.53</u>
TOTAL ASSETS	<u>1,085,089.53</u>
LIABILITIES & EQUITY	
Equity	
Unrestricted Net Assets	622,527.06
Net Income	462,562.47
Total Equity	<u>1,085,089.53</u>
TOTAL LIABILITIES & EQUITY	<u>1,085,089.53</u>

11:42 AM
08/12/24
Cash Basis

Burnet County Emergency Services District #2
Profit & Loss Detail
July 2024

Type	Date	Num	Name	Memo	Paid Amount
Income					
Government Contracts					
Local Government Contracts					
Deposit	07/05/2024	auto	Burnet County Appraisal Dist.	6/16 - 6/30/24	930.13
Deposit	07/19/2024	auto	Burnet County Appraisal Dist.	7/1 - 7/15/24	1,575.30
Total Local Government Contracts					2,505.43
Sales Tax Revenue					
Deposit	07/12/2024	auto	Texas Comptroller	Sales Tax ending 7/9/24	7,539.17
Total Sales Tax Revenue					7,539.17
Total Government Contracts					10,044.60
Interest Earned					
Deposit	07/31/2024			Interest	4.71
Deposit	07/31/2024			Interest	90.22
Total Interest Earned					94.93
Investments					
Interest-Investments					
Deposit	07/31/2024			Interest	1,747.95
Deposit	07/31/2024			Interest	1,191.45
Total Interest-Investments					2,939.40
Total Investments					2,939.40
Total Income					13,078.93
Expense					
Contract Services					
Cassie Volunteer Fire Dept					
Check	07/01/2024	1543	Cassie VFD	4th quarter pmt	59,191.00
Total Cassie Volunteer Fire Dept					59,191.00
Contract Labor					
Check	07/18/2024	1546	Megan Paz	June '24	450.00
Total Contract Labor					450.00
Insurance-Workers Compensation					
Deposit	07/17/2024	auto	Texas Mutual Ins. Company	yearly refund	-157.79
Total Insurance-Workers Compensation					-157.79
Outside Contract Services					
Burnet Co. Appraisal Dist.					
Tax Collection Legal Fees					
Deposit	07/19/2024	auto	Burnet County Appraisal Dist.	7/1 - 7/15/24	20.92
Total Tax Collection Legal Fees					20.92
Total Burnet Co. Appraisal Dist.					20.92
Total Outside Contract Services					20.92
Total Contract Services					59,504.13
Operations					
Postage, Mail Service					
Check	07/02/2024	1544	US Postal Service	yearly box rental	154.00
Total Postage, Mail Service					154.00
Total Operations					154.00

11:42 AM
08/12/24
Cash Basis

Burnet County Emergency Services District #2
Profit & Loss Detail
July 2024

Type	Date	Num	Name	Memo	Paid Amount
Other Types of Expenses					
Memberships and Dues					
Check	07/15/2024	1545	Safe-D	yearly fee	275.00
Total Memberships and Dues					275.00
Total Other Types of Expenses					275.00
Total Expense					59,933.13
Net Income					-46,854.20

12:06 PM

08/10/24

Cash Basis

**Burnet County Emergency Services District #2
Profit & Loss Budget vs. Actual**

October 2023 through July 2024

	Oct '23 - Jul 24	Budget	\$ Over Budget
Income			
Government Contracts			
Local Government Contracts	431,831.85	405,437.67	26,394.18
Sales Tax Revenue	80,415.20	100,000.00	-19,584.80
Total Government Contracts	<u>512,247.05</u>	<u>505,437.67</u>	<u>6,809.38</u>
Interest Earned	600.45	90.00	510.45
Investments			
Interest-Investments	25,655.74	12,000.00	13,655.74
Total Investments	<u>25,655.74</u>	<u>12,000.00</u>	<u>13,655.74</u>
Uncategorized Income	162,750.00		
Total Income	<u>701,253.24</u>	<u>517,527.67</u>	<u>183,725.57</u>
Expense			
Capital Reserve	-30,301.38	234,475.19	-264,776.57
Contract Services			
Accounting Fees	8,500.00	9,500.00	-1,000.00
Cassie Volunteer Fire Dept	236,334.25	236,764.00	-429.75
Contract Labor	1,950.00	4,500.00	-2,550.00
CVPD-Capital Expenditures	6,424.71	6,000.00	424.71
HdL Companies	2,511.00		
Insurance-Liability & D.O.	1,409.00	2,595.00	-1,186.00
Insurance-Workers Compensation	242.21	454.25	-212.04
Legal Fees	975.00	5,000.00	-4,025.00
Outside Contract Services			
Burnet Co. Appraisal Dist.			
Tax Collection Legal Fees	250.27		
Burnet Co. Appraisal Dist. - Other	4,950.03	6,020.23	-1,070.20
Total Burnet Co. Appraisal Dist.	<u>5,200.30</u>	<u>6,020.23</u>	<u>-819.93</u>
Total Outside Contract Services	<u>5,200.30</u>	<u>6,020.23</u>	<u>-819.93</u>
Total Contract Services	<u>283,546.47</u>	<u>270,833.48</u>	<u>-7,287.01</u>
Operations			
Newspaper Advertisement	52.00	100.00	-48.00
Postage, Mail Service	154.00	244.00	-90.00
Total Operations	<u>206.00</u>	<u>344.00</u>	<u>-138.00</u>
Other Types of Expenses			
computer expense	0.00	1,000.00	-1,000.00
Memberships and Dues	275.00	275.00	0.00
Total Other Types of Expenses	<u>275.00</u>	<u>1,275.00</u>	<u>-1,000.00</u>
Sales Tax Expenditures-Cap Exp	0.00	5,000.00	-5,000.00
Travel and Meetings			
Conference, Convention, Meeting	3,839.03	5,000.00	-1,160.97
Travel	1,125.85	600.00	525.85
Total Travel and Meetings	<u>4,964.88</u>	<u>5,600.00</u>	<u>-635.32</u>
Total Expense	<u>238,690.77</u>	<u>517,527.67</u>	<u>-278,836.90</u>
Net Income	<u><u>462,562.47</u></u>	<u><u>0.00</u></u>	<u><u>462,562.47</u></u>

Enclosure 3

Cassie VFD/ Burnet ESD 2

Burnet, TX

This report was generated on 8/12/2024 10:44:51 AM



Incident Statistics

Zone(s): All Zones | Start Date: 07/01/2024 | End Date: 07/31/2024

INCIDENT COUNT			
INCIDENT TYPE		# INCIDENTS	
EMS		14	
FIRE		10	
TOTAL		24	
TOTAL TRANSPORTS (N2 and N3)			
APPARATUS	# of APPARATUS TRANSPORTS	# of PATIENT TRANSPORTS	TOTAL # of PATIENT CONTACTS
C-60	0	0	6
TOTAL	0	0	6
PRE-INCIDENT VALUE		LOSSES	
\$0.00		\$0.00	
CO CHECKS			
TOTAL			
MUTUAL AID			
Aid Type		Total	
Aid Given		10	
Aid Received		1	
OVERLAPPING CALLS			
# OVERLAPPING		% OVERLAPPING	
0		0	
LIGHTS AND SIREN - AVERAGE RESPONSE TIME (Dispatch to Arrival)			
Station	EMS	FIRE	
Cassie VFD-Elms Station	0:07:54	0:24:57	
AVERAGE FOR ALL CALLS		0:13:04	
LIGHTS AND SIREN - AVERAGE TURNOUT TIME (Dispatch to Enroute)			
Station	EMS	FIRE	
Cassie VFD-Elms Station	0:00:48	0:08:01	
AVERAGE FOR ALL CALLS		0:03:15	
AGENCY		AVERAGE TIME ON SCENE (MM:SS)	
Cassie VFD/ Burnet ESD 2		84:26	

Cassie VFD/ Burnet ESD 2

Burnet, TX

This report was generated on 8/12/2024 10:45:12 AM



Incident Statistics

Zone(s): All Zones | Start Date: 01/01/2024 | End Date: 07/31/2024

INCIDENT COUNT			
INCIDENT TYPE		# INCIDENTS	
EMS		67	
FIRE		33	
TOTAL		100	
TOTAL TRANSPORTS (N2 and N3)			
APPARATUS	# of APPARATUS TRANSPORTS	# of PATIENT TRANSPORTS	TOTAL # of PATIENT CONTACTS
4490	0	0	4
C-60	0	0	26
TOTAL	0	0	30
PRE-INCIDENT VALUE		LOSSES	
\$0.00		\$0.00	
CO CHECKS			
TOTAL			
MUTUAL AID			
Aid Type		Total	
Aid Given		28	
Aid Received		4	
OVERLAPPING CALLS			
# OVERLAPPING		% OVERLAPPING	
2		2	
LIGHTS AND SIREN - AVERAGE RESPONSE TIME (Dispatch to Arrival)			
Station	EMS	FIRE	
Cassie VFD-Elms Station	0:08:29	0:15:48	
AVERAGE FOR ALL CALLS		0:10:06	
LIGHTS AND SIREN - AVERAGE TURNOUT TIME (Dispatch to Enroute)			
Station	EMS	FIRE	
Cassie VFD-Elms Station	0:01:55	0:04:35	
AVERAGE FOR ALL CALLS		0:02:28	
AGENCY		AVERAGE TIME ON SCENE (MM:SS)	
Cassie VFD/ Burnet ESD 2		67:46	

Cassie VFD/ Burnet ESD 2

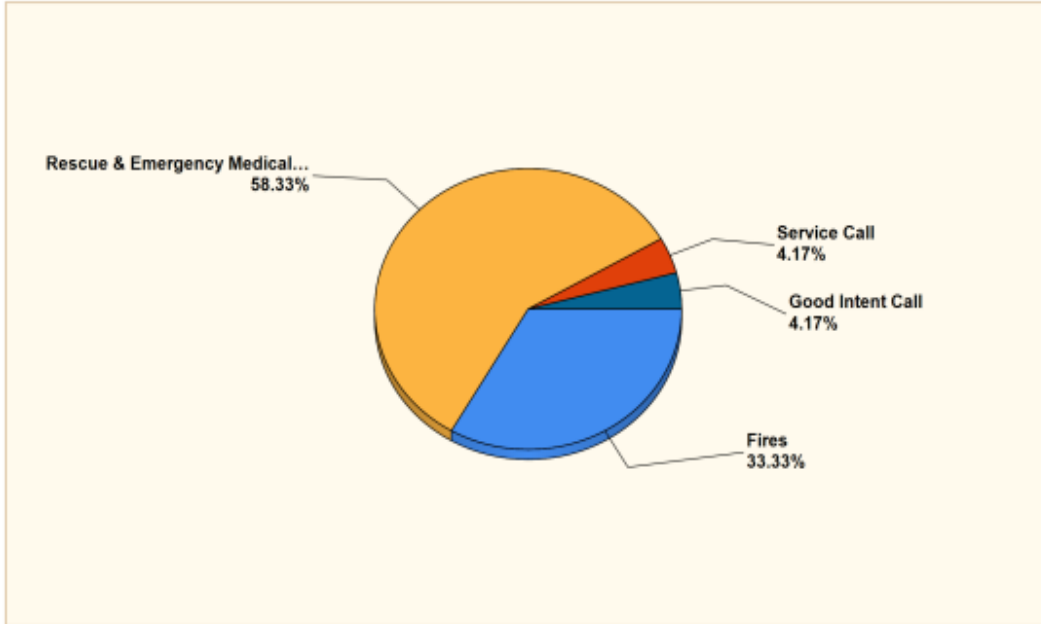
Burnet, TX

This report was generated on 8/12/2024 10:45:45 AM



Breakdown by Major Incident Types for Date Range

Zone(s): All Zones | Start Date: 07/01/2024 | End Date: 07/31/2024



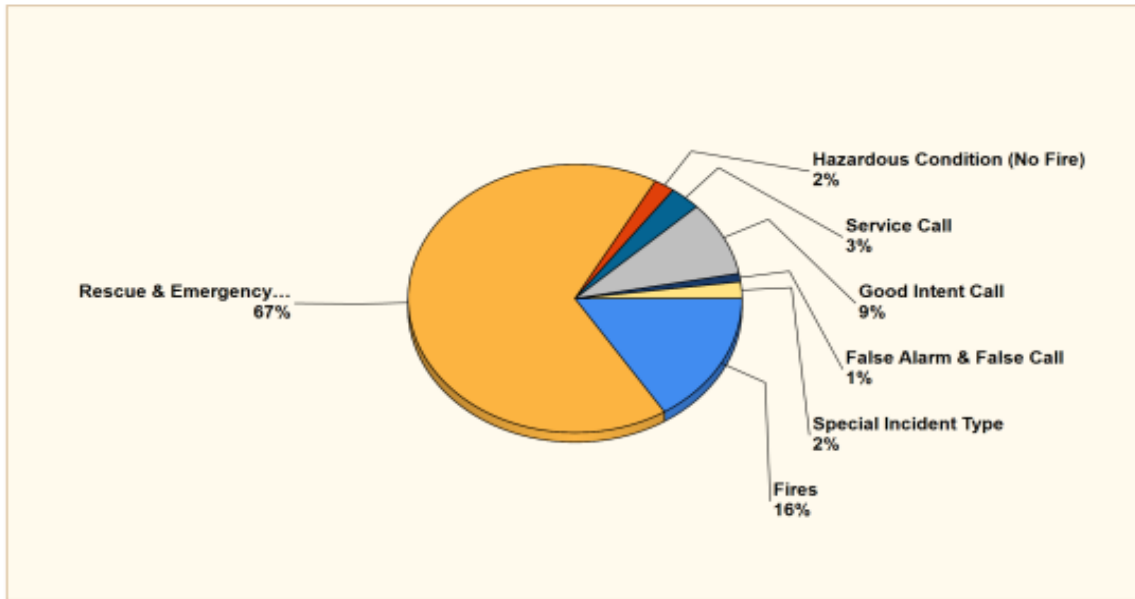
MAJOR INCIDENT TYPE	# INCIDENTS	% of TOTAL
Fires	8	33.33%
Rescue & Emergency Medical Service	14	58.33%
Service Call	1	4.17%
Good Intent Call	1	4.17%
TOTAL	24	100%

Detailed Breakdown by Incident Type		
INCIDENT TYPE	# INCIDENTS	% of TOTAL
111 - Building fire	3	12.5%
132 - Road freight or transport vehicle fire	1	4.17%
141 - Forest, woods or wildland fire	2	8.33%
142 - Brush or brush-and-grass mixture fire	1	4.17%
143 - Grass fire	1	4.17%
311 - Medical assist, assist EMS crew	2	8.33%
320 - Emergency medical service, other	1	4.17%
321 - EMS call, excluding vehicle accident with injury	9	37.5%
342 - Search for person in water	1	4.17%
365 - Watercraft rescue	1	4.17%
553 - Public service	1	4.17%
611 - Dispatched & cancelled en route	1	4.17%
TOTAL INCIDENTS:	24	100%

Detailed Breakdown by Incident Type		
INCIDENT TYPE	# INCIDENTS	% of TOTAL
111 - Building fire	3	12.5%
132 - Road freight or transport vehicle fire	1	4.17%
141 - Forest, woods or wildland fire	2	8.33%
142 - Brush or brush-and-grass mixture fire	1	4.17%
143 - Grass fire	1	4.17%
311 - Medical assist, assist EMS crew	2	8.33%
320 - Emergency medical service, other	1	4.17%
321 - EMS call, excluding vehicle accident with injury	9	37.5%
342 - Search for person in water	1	4.17%
365 - Watercraft rescue	1	4.17%
553 - Public service	1	4.17%
611 - Dispatched & cancelled en route	1	4.17%
TOTAL INCIDENTS:	24	100%

Breakdown by Major Incident Types for Date Range

Zone(s): All Zones | Start Date: 01/01/2024 | End Date: 07/31/2024



MAJOR INCIDENT TYPE	# INCIDENTS	% of TOTAL
Fires	16	16%
Rescue & Emergency Medical Service	67	67%
Hazardous Condition (No Fire)	2	2%
Service Call	3	3%
Good Intent Call	9	9%
False Alarm & False Call	1	1%
Special Incident Type	2	2%
TOTAL	100	100%

Detailed Breakdown by Incident Type		
INCIDENT TYPE	# INCIDENTS	% of TOTAL
111 - Building fire	3	3%
122 - Fire in motor home, camper, recreational vehicle	3	3%
123 - Fire in portable building, fixed location	1	1%
132 - Road freight or transport vehicle fire	1	1%
141 - Forest, woods or wildland fire	2	2%
142 - Brush or brush-and-grass mixture fire	1	1%
143 - Grass fire	4	4%
151 - Outside rubbish, trash or waste fire	1	1%
300 - Rescue, EMS incident, other	1	1%
311 - Medical assist, assist EMS crew	14	14%
320 - Emergency medical service, other	1	1%
321 - EMS call, excluding vehicle accident with injury	41	41%
322 - Motor vehicle accident with injuries	1	1%
324 - Motor vehicle accident with no injuries.	4	4%
341 - Search for person on land	1	1%
342 - Search for person in water	3	3%
365 - Watercraft rescue	1	1%
444 - Power line down	2	2%
551 - Assist police or other governmental agency	1	1%
553 - Public service	1	1%
561 - Unauthorized burning	1	1%
611 - Dispatched & cancelled en route	6	6%
631 - Authorized controlled burning	3	3%
745 - Alarm system activation, no fire - unintentional	1	1%
900 - Special type of incident, other	1	1%
911 - Citizen complaint	1	1%
TOTAL INCIDENTS:	100	100%

Cassie VFD/ Burnet ESD 2

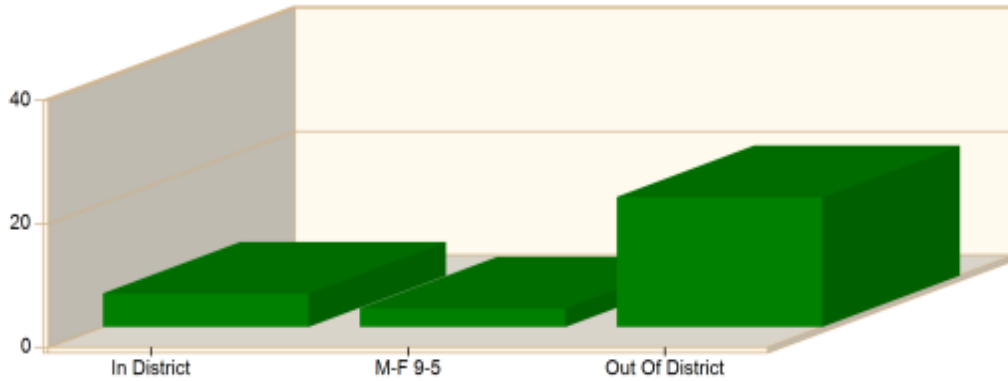
Burnet, TX

This report was generated on 8/12/2024 10:46:56 AM



Incident Average Response Time per Shift for Date Range

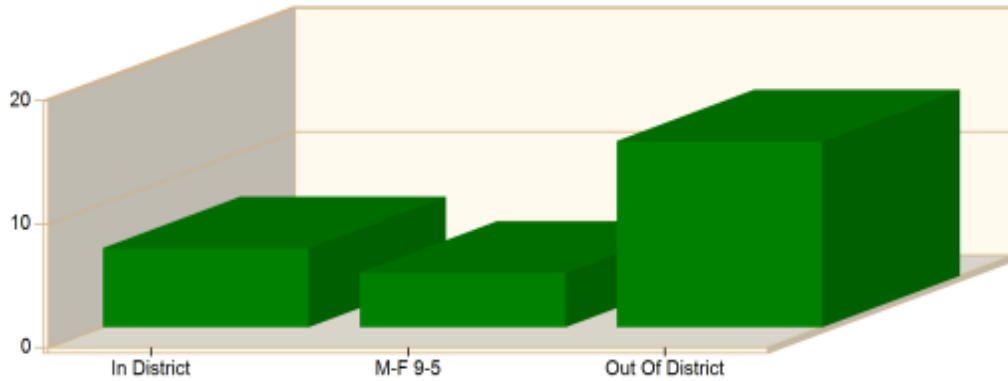
Start Date: 07/01/2024 | End Date: 07/31/2024



SHIFT	AVERAGE RESPONSE TIME (min) (Dispatch to Arrived)	CALLS
In District	5:22	7
M-F 9-5	2:58	7
Out Of District	21:00	9
Total Number of Calls:		23

Incident Average Response Time per Shift for Date Range

Start Date: 01/01/2024 | End Date: 07/31/2024



SHIFT	AVERAGE RESPONSE TIME (min) (Dispatch to Arrived)	CALLS
In District	6:38	51
M-F 9-5	4:24	17
Out Of District	15:03	26
Total Number of Calls:		94

Cassie VFD/ Burnet ESD 2

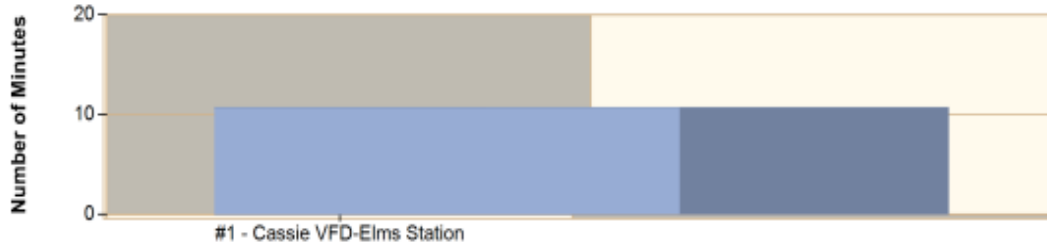
Burnet, TX

This report was generated on 8/12/2024 10:47:51 AM



Average Response Time per Station for Date Range

Start Date: 07/01/2024 | End Date: 07/31/2024



STATION	AVERAGE RESPONSE MM:SS (Dispatch to Arrived)
#1 - Cassie VFD-Elms Station	10:42

Average Response Time per Station for Date Range

Start Date: 01/01/2024 | End Date: 07/31/2024

STATION	AVERAGE RESPONSE MM:SS (Dispatch to Arrived)
#1 - Cassie VFD-Elms Station	8:46

Cassie VFD/ Burnet ESD 2

Burnet, TX

This report was generated on 8/12/2024 10:49:16 AM



Incidents per Zone for Date Range

Start Date: 07/01/2024 | End Date: 07/31/2024

INCIDENT NUMBER	INCIDENT TYPE	DATE	LOCATION	APPARATUS
ZONE: 01 - Cassie				
2024-2400085	321 - EMS call, excluding vehicle accident with injury	07/08/2024	405 N Chaparral	B-51,C-60
2024-2400094	321 - EMS call, excluding vehicle accident with injury	07/19/2024	115 Sunset CIR	4490,C-60
2024-2400097	553 - Public service	07/23/2024	104 Trails End	C-60
2024-2400098	321 - EMS call, excluding vehicle accident with injury	07/29/2024	103 S Chaparral	4490,B-51,C-60
2024-2400099	320 - Emergency medical service, other	07/30/2024	104 Lasso Loop	4490,C-60
2024-2400100	321 - EMS call, excluding vehicle accident with injury	07/31/2024	102 S Chaparral	4490,C-60
Total # Incidents for 01:				6
ZONE: 02 - Buena Vista				
2024-2400082	321 - EMS call, excluding vehicle accident with injury	07/04/2024	360 Cr 139	B-50,C-60
2024-2400083	143 - Grass fire	07/04/2024	116 Shady LN	C-60
2024-2400092	321 - EMS call, excluding vehicle accident with injury	07/15/2024	360 Cr 139	C-60
Total # Incidents for 02:				3
ZONE: 04 - The Willows				
2024-2400095	321 - EMS call, excluding vehicle accident with injury	07/20/2024	100 Cr 141	4490,C-60
Total # Incidents for 04 :				1
ZONE: 16 - West State Highway 29				
2024-2400087	132 - Road freight or transport vehicle fire	07/11/2024	10000 W Sh 29	4490,B-50,B-51,C-60
Total # Incidents for 16:				1
ZONE: 21 - Lake Buchanan				
2024-2400084	365 - Watercraft rescue	07/05/2024	300 Peninsula DR	B-51,C-60,RB-30
Total # Incidents for 21:				1
ZONE: 23 - Inks Lake State Park				
2024-2400093	321 - EMS call, excluding vehicle accident with injury	07/18/2024	3030 Park Rd 4	B-50,C-60
Total # Incidents for 23:				1
ZONE: 24 - Big Chief RV Park				
2024-2400096	311 - Medical assist, assist EMS crew	07/22/2024	1420 Fm 690	4490,B-51,C-60
Total # Incidents for 24:				1

INCIDENT NUMBER	INCIDENT TYPE	DATE	LOCATION	APPARATUS
ZONE: 27 - OOD-ELBVFD				
2024-2400079	111 - Building fire	07/02/2024	206 Bluebonnet ST	C-60,E-21
Total # Incidents for 27:				1
ZONE: 30 - OOD- Hoover Valley VFD				
2024-2400077	111 - Building fire	07/01/2024	1336 S Lakeside DR	C-60,E-21,T-40
2024-2400078	111 - Building fire	07/02/2024	1336 S Lakeside DR	C-60,E-21,T-40
2024-2400080	342 - Search for person in water	07/04/2024	3630 Park Rd 4	C-60
2024-2400081	611 - Dispatched & cancelled en route	07/04/2024	5900 park RD	B-50,C-60
2024-2400086	321 - EMS call, excluding vehicle accident with injury	07/08/2024	112 River Park DR	4490,B-51,C-60
2024-2400089	311 - Medical assist, assist EMS crew	07/12/2024	201 cr 134	C-60
2024-2400091	142 - Brush or brush-and-grass mixture fire	07/14/2024	1253 cr 119	B-50
Total # Incidents for 30:				7
ZONE: 32 - OOD- Marble Falls Area VFD				
2024-2400088	141 - Forest, woods or wildland fire	07/12/2024	6200 cr 340	B-51,T-40,UTV31
Total # Incidents for 32:				1
ZONE: 44 - OOCOOD- LLANO VFD				
2024-2400090	141 - Forest, woods or wildland fire	07/13/2024	2160 cr 215	B-50,T-40
Total # Incidents for 44:				1
TOTAL # INCIDENTS:				24

INCIDENT NUMBER	INCIDENT TYPE	DATE	LOCATION	APPARATUS
ZONE: 32 - OOD- Marble Falls Area VFD				
2024-2400088	141 - Forest, woods or wildland fire	07/12/2024	6200 cr 340	B-51,T-40,UTV31
Total # Incidents for 32:				1
ZONE: 44 - OOCOOD- LLANO VFD				
2024-2400090	141 - Forest, woods or wildland fire	07/13/2024	2160 cr 215	B-50,T-40
Total # Incidents for 44:				1
ZONE: BCSO - Burnet County SO				
2024-2400017	551 - Assist police or other governmental agency	03/14/2024	211 N River Oaks DR	C-60
Total # Incidents for 44:				1
ZONE: 27 - OOD-ELBVFD				
2024-2400054	143 - Grass fire	05/16/2024	14851 RR 2341	B-50,C-60,T-40
2024-2400076	143 - Grass fire	06/25/2024	712 CR 107	B-50,B-51,T-40,UTV31
2024-2400079	111 - Building fire	07/02/2024	206 Bluebonnet ST	C-60,E-21
Total # Incidents for 27:				3
ZONE: 28 - OOD- Burnet VFD				
2024-2400005	122 - Fire in motor home, camper, recreational vehicle	01/18/2024	6161 W Sh 29	C-60,T-40
2024-2400013	122 - Fire in motor home, camper, recreational vehicle	02/28/2024	6161 W Sh 29	4490,E-21,T-40
2024-2400021	122 - Fire in motor home, camper, recreational vehicle	03/16/2024	100 Rocky Hollow DR	C-60,E-21,T-40
Total # Incidents for 28:				3
ZONE: 29 - OOD- CI Burnet FD				
2024-2400044	631 - Authorized controlled burning	04/22/2024	3000 RR 2341	B-50,E-21,T-40
Total # Incidents for 29:				1
ZONE: 30 - OOD- Hoover Valley VFD				
2024-2400015	151 - Outside rubbish, trash or waste fire	03/12/2024	3630 Park Rd 4	C-60
2024-2400018	341 - Search for person on land	03/14/2024	3630 Park Rd 4	B-50,C-60
2024-2400037	611 - Dispatched & cancelled en route	04/13/2024	6800 Park Rd 4	B-50
2024-2400046	311 - Medical assist, assist EMS crew	04/29/2024	1008 apache dr	B-51,C-60
2024-2400047	611 - Dispatched & cancelled en route	04/30/2024	3600 Park Rd 4	B-51,E-20
2024-2400048	311 - Medical assist, assist EMS crew	05/02/2024	610 Apache DR	B-50,C-60
2024-2400049	311 - Medical assist, assist EMS crew	05/02/2024	137 cr 118A	B-50,B-51
2024-2400050	324 - Motor vehicle accident with no injuries.	05/09/2024	7600 Park Rd 4	C-60
2024-2400061	321 - EMS call, excluding vehicle accident with injury	05/30/2024	2011 CR 118	C-60
2024-2400068	143 - Grass fire	06/13/2024	101 River Park DR	B-51,C-60,T-40
2024-2400077	111 - Building fire	07/01/2024	1336 S Lakeside DR	C-60,E-21,T-40
2024-2400078	111 - Building fire	07/02/2024	1336 S Lakeside DR	C-60,E-21,T-40
2024-2400080	342 - Search for person in water	07/04/2024	3630 Park Rd 4	C-60
2024-2400081	611 - Dispatched & cancelled en route	07/04/2024	5900 park RD	B-50,C-60
2024-2400086	321 - EMS call, excluding vehicle accident with injury	07/08/2024	112 River Park DR	4490,B-51,C-60
2024-2400089	311 - Medical assist, assist EMS crew	07/12/2024	201 cr 134	C-60
2024-2400091	142 - Brush or brush-and-grass mixture fire	07/14/2024	1253 cr 119	B-50
Total # Incidents for 30:				17
ZONE: 21 - Lake Buchanan				
2024-2400016	342 - Search for person in water	03/13/2024	3400 TX 261	C-60,RB-30
Total # Incidents for 21:				1
TOTAL # INCIDENTS:				28

Enclosure 4

1:27 PM
08/11/24
Cash Basis

Cassie Volunteer Fire Department
Balance Sheet
As of July 31, 2024

	Jul 31, 24
ASSETS	
Current Assets	
Checking/Savings	
1010 · CASSIE VFD-ESD2	75,789.05
Total Checking/Savings	75,789.05
Total Current Assets	75,789.05
Fixed Assets	
1410 · Land	13,820.69
1420 · Furniture & Fixtures	10,438.09
1430 · Vehicles & Equipment	1,198,347.79
1440 · EMS Equipment	8,464.56
1450 · Communication Equipment	103,956.55
1460 · Buildings	120,053.61
1510 · Accumulated Depreciation	-1,174,957.72
Total Fixed Assets	280,123.57
Other Assets	
1090 · Transfers (In/Out)	70,000.00
1100 · Grant Receivable	665.00
Total Other Assets	70,665.00
TOTAL ASSETS	426,577.62
LIABILITIES & EQUITY	
Liabilities	
Current Liabilities	
Other Current Liabilities	
2010 · Employer & Emp. Payroll Tax	1,259.06
Total Other Current Liabilities	1,259.06
Total Current Liabilities	1,259.06
Total Liabilities	1,259.06
Equity	
3010 · Unrestricted Net Assets-Ret.Ern	362,143.34
Net Income	63,175.22
Total Equity	425,318.56
TOTAL LIABILITIES & EQUITY	426,577.62

1:33 PM
08/11/24
Cash Basis

**Cassie Volunteer Fire Department
Profit & Loss Detail
July 2024**

Date	Name	Memo	Class	Paid Amount
Income				
4000 - Income				
4005 - ESD payments				
07/03/2024	BCESD#2	4th quarter distribution for fire protection	ESD	41,136.12
07/03/2024	BCESD#2	4th quarter distribution for salary, emplr and emple p...	FDE	18,054.88
Total 4005 - ESD payments				59,191.00
4040 - FD Reimbursement				
07/24/2024	Glatfelter Insurance ...	Premium Refund owed from Com'l and Auto policy c...	ESD	76.65
Total 4040 - FD Reimbursement				76.65
Total 4000 - Income				59,267.65
Total Income				59,267.65
Expense				
5000 - ADMINISTRATIVE				
5025 - Office Supplies				
07/13/2024	Chase Card Services	Amzn-1 senergy digital barcode scanner battery for ...	ESD	41.53
07/13/2024	Chase Card Services	Apple-monthly cloud storage for reports--no receipt	ESD	0.99
Total 5025 - Office Supplies				42.52
5040 - Subscrptn/Dues/Membrshp/RecMgmt				
07/13/2024	Chase Card Services	YMCA-July membership for T. Herwig-senior couple	ESD	40.00
07/13/2024	Chase Card Services	YMCA-July membership for C. Kelley-family	ESD	67.00
07/13/2024	Chase Card Services	YMCA-July membership for D. Curtis family	ESD	67.00
07/13/2024	Chase Card Services	YMCA-July membership for G. Sanchez-couple	ESD	58.00
07/13/2024	Chase Card Services	YMCA-July membership for D. Lee-senior couple	ESD	40.00
07/13/2024	Chase Card Services	YMCA-July membership for D. Dupont-couple	ESD	58.00
07/13/2024	Chase Card Services	YMCA-July membership for N. Ganci-family	ESD	67.00
07/13/2024	Chase Card Services	YMCA-July membership for M. Rivera-single	ESD	40.00
Total 5040 - Subscrptn/Dues/Membrshp/RecMgmt				437.00
5045 - Travel Allowance				
07/13/2024	Chase Card Services	Southwest-round trip airfare for Curtis, Schoenfeld, ...	ESD	2,780.76
Total 5045 - Travel Allowance				2,780.76
Total 5000 - ADMINISTRATIVE				3,260.28
5200 - PAID POSITION				
5205 - Base Salary				
07/09/2024	Derrick R Curtis	Salary--payroll for period ending 7-12-2024-note add...	FDE	2,423.08
07/09/2024	Derrick R Curtis	Salary-rounding in QB's	FDE	0.01
07/23/2024	Derrick R Curtis	Salary-payroll for period ending 7-26-2024	FDE	2,423.08
Total 5205 - Base Salary				4,846.17
5215 - CVFD SS & Medicare Tax Match				
07/09/2024	Derrick R Curtis	Employer Social Security & Medicare	FDE	185.37
07/23/2024	Derrick R Curtis	Employer Social Security & Medicare	FDE	185.37
Total 5215 - CVFD SS & Medicare Tax Match				370.74
Total 5200 - PAID POSITION				5,216.91
5300 - BUILDING AND GROUNDS				
5310 - Janitorial Supplies				
07/13/2024	Chase Card Services	Home Depot- 2 duster holders and 2 boxes of duster...	ESD	133.98
Total 5310 - Janitorial Supplies				133.98
5320 - Repairs and Maintenance				
07/13/2024	Chase Card Services	Amzn-30 scum cleaning tablets used in the Big Fan	ESD	14.21
07/16/2024	Circle S Pest Control	SR#86021-quarterly pest control treatment	ESD	85.00
Total 5320 - Repairs and Maintenance				99.21

1:33 PM
08/11/24
Cash Basis

**Cassie Volunteer Fire Department
Profit & Loss Detail
July 2024**

Date	Name	Memo	Class	Paid Amount
5330 - Electrical Service				
07/15/2024	PEC	Acct#3000098825-monthly strt for period 5-22-202...	ESD	255.80
Total 5330 - Electrical Service				255.80
5335 - Telephone Service				
07/13/2024	Chase Card Services	281-monthly internet service for the period 6-10-24-...	ESD	167.00
07/13/2024	Chase Card Services	VZWLSS-monthly cell service for ipads for CAD for ...	ESD	188.28
Total 5335 - Telephone Service				355.28
Total 5300 - BUILDING AND GROUNDS				844.27
6600 - INSURANCE				
6605 - Building and Property				
07/06/2024	VFIS of Texas	Inv#9854-Acct #CASSVFD-01-4th quarter final instal...	ESD	994.00
Total 6605 - Building and Property				994.00
6610 - Vehicle				
07/06/2024	VFIS of Texas	Inv#9854-Acct #CASSVFD-01-4th quarter final instal...	ESD	1,747.00
Total 6610 - Vehicle				1,747.00
Total 6600 - INSURANCE				2,741.00
7000 - OPERATIONS				
7012 - Fuelman-Vehicles & Equipment				
07/02/2024	Fuelman	6-4-24-4460-4 calls	ESD	41.04
07/02/2024	Fuelman	6-8-24-4460-3 calls	ESD	54.46
07/02/2024	Fuelman	6-14-24-4460-1 call and meetings	ESD	61.01
07/02/2024	Fuelman	6-18-24-4460-calls and meetings	ESD	54.63
07/02/2024	Fuelman	6-26-24-4460-5 calls	ESD	49.12
07/02/2024	Fuelman	6-11-24-4421-regular and training	ESD	27.14
07/02/2024	Fuelman	6-11-24-4440-regular and training	ESD	40.02
07/02/2024	Fuelman	6-25-24-4450-1 call and regular	ESD	49.80
Total 7012 - Fuelman-Vehicles & Equipment				377.22
7050 - Personal Protect Equip-PPE				
07/13/2024	Chase Card Services	WPSG-one bunker helmet for N. Ganci and one set ...	ESD	783.28
07/13/2024	Chase Card Services	Amzn-4 Bright Star Responder pro right angle LED fl...	ESD	432.00
07/16/2024	Dan Lee	Reimbursement for 2 pair of EMS 511 tactical pants ...	ESD	155.58
Total 7050 - Personal Protect Equip-PPE				1,370.86
7060 - Rehabilitation Supplies				
07/13/2024	Chase Card Services	HEB-rehab pickle potion 10 bottles to help with cram...	ESD	15.80
07/13/2024	Chase Card Services	Walmart--rehab items	ESD	119.28
Total 7060 - Rehabilitation Supplies				135.08
7072 - SCBA MAINTENANCE & REPAIR				
07/13/2024	Chase Card Services	Max-Air--repair, testing, calibration for Cascade Syst...	ESD	112.92
Total 7072 - SCBA MAINTENANCE & REPAIR				112.92
7075 - State Veh Safety Inspec&Regist				
07/24/2024	Burnet County Tax ...	Registration for 4440 and 4421	ESD	15.00
Total 7075 - State Veh Safety Inspec&Regist				15.00
7080 - Vehicle Maintenance/Repair				
07/13/2024	Chase Card Services	Amzn-One bottle of Killem biocide for treating diesel ...	ESD	35.99
07/13/2024	Chase Card Services	Amzn-1-64 oz bottle of power service diesel kleen pl...	ESD	98.87
Total 7080 - Vehicle Maintenance/Repair				134.86

1:33 PM
 08/11/24
 Cash Basis

**Cassie Volunteer Fire Department
 Profit & Loss Detail
 July 2024**

Date	Name	Memo	Class	Paid Amount
7085 - Vehicle Maint/Repr(Vendor)				
07/13/2024	Chase Card Services	Quick Brakes-2 tires for 4460 and mount, balance a...	ESD	823.68
Total 7085 - Vehicle Maint/Repr(Vendor)				823.68
Total 7000 - OPERATIONS				2,969.62
8000 - TRAINING				
8020 - Training -VENDOR				
07/16/2024	Cindy Edwards	BLS Instructor Essentials Course for M. Rivera	ESD	250.00
Total 8020 - Training -VENDOR				250.00
8022 - Training-Certification&Testing				
07/13/2024	Chase Card Services	TAMUCT-For TCFP fee to certify for advanced fire i...	ESD	20.00
Total 8022 - Training-Certification&Testing				20.00
Total 8000 - TRAINING				270.00
Total Expense				15,302.08
Net Income				43,965.57

1:37 PM
08/11/24
Cash Basis

Cassie Volunteer Fire Department
Profit & Loss by Class
October 2023 through July 2024

	ESD	ESDC	FD	FDE	TOTAL
Income					
4000 - Income					
4005 - ESD payments	164,544.48	0.00	0.00	72,219.52	236,764.00
4035 - FD Equipment Sale	175,000.00	0.00	0.00	0.00	175,000.00
4040 - FD Reimbursement	232.65	0.00	0.00	0.00	232.65
4095 - ESD Pymts-Capital Expenditures	0.00	6,634.81	0.00	0.00	6,634.81
Total 4000 - Income	339,777.13	6,634.81	0.00	72,219.52	418,631.46
Total Income	339,777.13	6,634.81	0.00	72,219.52	418,631.46
Expense					
5000 - ADMINISTRATIVE					
5005 - Accounting	645.00	0.00	0.00	550.00	1,195.00
5025 - Office Supplies	1,338.43	0.00	0.00	0.00	1,338.43
5030 - Printer Supplies	151.95	0.00	0.00	0.00	151.95
5035 - Shipping/Postage/PO Box Rental	66.00	0.00	0.00	0.00	66.00
5040 - Subscripnt/Dues/Membershp/RecMgmt	19,882.23	0.00	0.00	0.00	19,882.23
5042 - Record Mgmt Systems-ER,PC,CAD	1,915.00	0.00	0.00	0.00	1,915.00
5045 - Travel Allowance	2,780.76	0.00	0.00	0.00	2,780.76
5050 - Uniforms (Caps and Shirts)	2,851.20	0.00	333.76	0.00	3,184.96
5060 - Banking/SftyDepBox/Chks/BkgdCks	50.00	0.00	0.00	0.00	50.00
5075 - PYMNT TO ESD FROM SALE OF ITEMS	162,750.00	0.00	0.00	0.00	162,750.00
5076 - RECRUITMENT & RETENTION	7,071.95	0.00	0.00	0.00	7,071.95
5078 - Items to be reimbursed by ESD	0.00	210.10	0.00	0.00	210.10
Total 5000 - ADMINISTRATIVE	199,502.52	210.10	333.76	550.00	200,596.38
5200 - PAID POSITION					
5205 - Base Salary	0.00	0.00	0.00	53,307.77	53,307.77
5215 - CVFD SS & Medicare Tax Match	0.00	0.00	0.00	4,078.14	4,078.14
Total 5200 - PAID POSITION	0.00	0.00	0.00	57,385.91	57,385.91
5300 - BUILDING AND GROUNDS					
5310 - Janitorial Supplies	433.41	0.00	0.00	0.00	433.41
5320 - Repairs and Maintenance	2,786.76	0.00	0.00	0.00	2,786.76
5325 - Furn&YardEquip Repl/Rep/New	474.07	0.00	0.00	0.00	474.07
5330 - Electrical Service	2,452.56	0.00	0.00	0.00	2,452.56
5335 - Telephone Service	5,938.62	0.00	0.00	0.00	5,938.62
Total 5300 - BUILDING AND GROUNDS	12,085.42	0.00	0.00	0.00	12,085.42
5600 - COMMUNICATIONS					
5605 - Batteries, Clips, Acc.	2,849.55	0.00	0.00	0.00	2,849.55
Total 5600 - COMMUNICATIONS	2,849.55	0.00	0.00	0.00	2,849.55
6600 - INSURANCE					
6605 - Building and Property	3,976.00	0.00	0.00	0.00	3,976.00
6610 - Vehicle	8,661.00	0.00	0.00	0.00	8,661.00
6615 - Personnel Coverage	14,626.00	0.00	0.00	0.00	14,626.00
Total 6600 - INSURANCE	27,263.00	0.00	0.00	0.00	27,263.00
7000 - OPERATIONS					
7007 - CAD-Computer Aided Dispatch	6,855.65	0.00	0.00	0.00	6,855.65
7010 - Fuel-Vehicle and Equipment	50.00	0.00	0.00	0.00	50.00
7012 - Fuelman-Vehicles & Equipment	4,499.97	0.00	0.00	0.00	4,499.97
7020 - Fire Extinguisher Test/Repr	130.00	0.00	0.00	0.00	130.00
7030 - First Responder Supplies	5,941.86	0.00	0.00	0.00	5,941.86
7035 - Ladder, Pump & Hose Testing	1,380.00	0.00	0.00	0.00	1,380.00
7040 - Minor Tools	73.24	0.00	0.00	0.00	73.24
7050 - Personal Protect Equip-PPE	2,656.20	0.00	0.00	0.00	2,656.20
7057 - Operations - Radio Service Fee	5,459.28	0.00	0.00	0.00	5,459.28
7060 - Rehabilitation Supplies	1,498.99	0.00	0.00	0.00	1,498.99
7072 - SCBA MAINTENANCE & REPAIR	508.35	0.00	0.00	0.00	508.35
7075 - State Veh Safety Inspe&Regist	59.00	0.00	0.00	0.00	59.00
7080 - Vehicle Maintenance/Repair	640.86	0.00	0.00	0.00	640.86
7085 - Vehicle Maint/Repr(Vendor)	11,366.96	0.00	0.00	0.00	11,366.96
7105 - Rescue Equipment - REPLMNT	228.32	0.00	0.00	0.00	228.32
Total 7000 - OPERATIONS	41,348.68	0.00	0.00	0.00	41,348.68

1:37 PM
 08/11/24
 Cash Basis

Cassie Volunteer Fire Department
Profit & Loss by Class
 October 2023 through July 2024

	<u>ESD</u>	<u>ESDC</u>	<u>FD</u>	<u>FDE</u>	<u>TOTAL</u>
8000 - TRAINING					
8005 - AED, CPR, First Aid	207.50	0.00	0.00	0.00	207.50
8020 - Training -VENDOR	3,350.94	0.00	0.00	0.00	3,350.94
8022 - Training-Certification&Testing	655.19	0.00	0.00	0.00	655.19
8025 - Per Diem Travel/Lodging	2,908.97	0.00	0.00	0.00	2,908.97
Total 8000 - TRAINING	<u>7,122.60</u>	<u>0.00</u>	<u>0.00</u>	<u>0.00</u>	<u>7,122.60</u>
9000 - PUBLIC RELATIONS					
9010 - Public Eductn/Relatn/Apprtn	284.00	0.00	0.00	0.00	284.00
9025 - Recognition/Thank You	0.00	0.00	95.99	0.00	95.99
Total 9000 - PUBLIC RELATIONS	<u>284.00</u>	<u>0.00</u>	<u>95.99</u>	<u>0.00</u>	<u>379.99</u>
9500 - CAPITAL EXPENDITURES					
9523 - Tires- 6 New Tires for E2-4421	0.00	6,424.71	0.00	0.00	6,424.71
Total 9500 - CAPITAL EXPENDITURES	<u>0.00</u>	<u>6,424.71</u>	<u>0.00</u>	<u>0.00</u>	<u>6,424.71</u>
Total Expense	<u>290,455.77</u>	<u>6,634.81</u>	<u>429.75</u>	<u>57,935.91</u>	<u>355,456.24</u>
Net Income	<u>49,321.36</u>	<u>0.00</u>	<u>-429.75</u>	<u>14,283.61</u>	<u>63,175.22</u>

1:42 PM
08/11/24
Cash Basis

Cassie Volunteer Fire Department
Profit & Loss Budget vs. Actual
October 2023 through July 2024

	Oct '23 - Jul 24	Budget	\$ Over Budget
Income			
4000 · Income			
4005 · ESD payments	236,764.00	236,764.00	0.00
4035 · FD Equipment Sale	175,000.00		
4040 · FD Reimbursement	232.65		
4095 · ESD Pymts-Capital Expenditures	6,634.81	6,000.00	634.81
Total 4000 · Income	418,631.46	242,764.00	175,867.46
Total Income	418,631.46	242,764.00	175,867.46
Expense			
5000 · ADMINISTRATIVE			
5005 · Accounting	1,195.00	2,000.00	-805.00
5010 · Legal Services	0.00	100.00	-100.00
5015 · Meetings	0.00	300.00	-300.00
5020 · Office Equipment/Maint.	0.00	258.00	-258.00
5025 · Office Supplies	1,338.43	1,000.00	338.43
5030 · Printer Supplies	151.95	300.00	-148.05
5035 · Shipping/Postage/PO Box Rental	66.00	150.00	-84.00
5040 · SubscripTn/Dues/Membrshp/RecMgmt	19,882.23	6,000.00	13,882.23
5042 · Record Mgmt Systems-ER,PC,CAD	1,915.00	5,500.00	-3,585.00
5045 · Travel Allowance	2,780.76	100.00	2,680.76
5050 · Uniforms (Caps and Shirts)	3,184.96	2,000.00	1,184.96
5055 · Printing Services	0.00	100.00	-100.00
5060 · Banking/SftyDepBox/Chks/BkgdCks	50.00	100.00	-50.00
5070 · Replen Petty Cash/Toll Charges	0.00	350.00	-350.00
5075 · PYMNT TO ESD FROM SALE OF ITEMS	162,750.00	0.00	162,750.00
5076 · RECRUITMENT & RETENTION	7,071.95	10,200.00	-3,128.05
5078 · Items to be reimbursed by ESD	210.10	0.00	210.10
Total 5000 · ADMINISTRATIVE	200,596.38	28,458.00	172,138.38
5200 · PAID POSITION			
5205 · Base Salary	53,307.77	63,000.00	-9,692.23
5215 · CVFD SS & Medicare Tax Match	4,078.14	4,819.50	-741.36
Total 5200 · PAID POSITION	57,385.91	67,819.50	-10,433.59
5300 · BUILDING AND GROUNDS			
5305 · Botanical Supplies	0.00	50.50	-50.50
5310 · Janitorial Supplies	433.41	200.00	233.41
5320 · Repairs and Maintenance	2,786.76	2,000.00	786.76
5325 · Furn&YardEquip Repl/Rep/New	474.07	2,000.00	-1,525.93
5330 · Electrical Service	2,452.56	4,200.00	-1,747.44
5335 · Telephone Service	5,938.62	6,600.00	-661.38
Total 5300 · BUILDING AND GROUNDS	12,085.42	15,050.50	-2,965.08
5600 · COMMUNICATIONS			
5605 · Batteries, Clips, Acc.	2,849.55	500.00	2,349.55
5615 · Non-Warranty Repair	0.00	300.00	-300.00
5620 · Digital Radio and Pagers	0.00	500.00	-500.00
Total 5600 · COMMUNICATIONS	2,849.55	1,300.00	1,549.55
6600 · INSURANCE			
6605 · Building and Property	3,976.00	5,800.00	-1,824.00
6610 · Vehicle	8,661.00	12,355.00	-3,694.00
6615 · Personnel Coverage	14,626.00	16,100.00	-1,474.00
Total 6600 · INSURANCE	27,263.00	34,255.00	-6,992.00

1:42 PM
 08/11/24
 Cash Basis

Cassie Volunteer Fire Department
Profit & Loss Budget vs. Actual
 October 2023 through July 2024

	Oct '23 - Jul 24	Budget	\$ Over Budget
7000 · OPERATIONS			
7007 · CAD-Computer Aided Dispatch	6,855.65	5,800.00	1,055.65
7010 · Fuel-Vehicle and Equipment	50.00	250.00	-200.00
7012 · Fuelman-Vehicles & Equipment	4,499.97	16,000.00	-11,500.03
7015 · Equipment Maint/Repr-Vendor	0.00	500.00	-500.00
7020 · Fire Extinguisher Test/Repr	130.00	300.00	-170.00
7025 · Fire Suppressant Supplies	0.00	5,000.00	-5,000.00
7030 · First Responder Supplies	5,941.86	4,500.00	1,441.86
7035 · Ladder, Pump & Hose Testing	1,380.00	4,000.00	-2,620.00
7040 · Minor Tools	73.24	150.00	-76.76
7045 · Veh/Epmt Lights-Decals-Safety	0.00	100.00	-100.00
7050 · Personal Protect Equip-PPE	2,656.20	4,000.00	-1,343.80
7055 · PPE Testing/Cleaning/Repair	0.00	500.00	-500.00
7057 · Operations - Radio Service Fee	5,459.28	5,570.00	-110.72
7060 · Rehabilitation Supplies	1,498.99	500.00	998.99
7065 · Rescue Equipment Maint/Repr	0.00	250.00	-250.00
7070 · SCBA Testing/Hydro/FaceMsk/Pack	0.00	2,500.00	-2,500.00
7072 · SCBA MAINTENANCE & REPAIR	508.35	500.00	8.35
7075 · State Veh Safety Inspec&Regist	59.00	150.00	-91.00
7080 · Vehicle Maintenance/Repair	640.86	2,000.00	-1,359.14
7085 · Vehicle Maint/Repr(Vendor)	11,366.96	16,000.00	-4,633.04
7090 · Equipmt Replmt(Fire Fightg)	0.00	1,750.00	-1,750.00
7095 · Fire Fighting Equipmt - NEW	0.00	2,500.00	-2,500.00
7096 · FIRE FIGHTING EQUIPMENT-MAINTEN	0.00	1,007.00	-1,007.00
7100 · Rescue Equipment - NEW	0.00	1,000.00	-1,000.00
7105 · Rescue Equipment - REPLMNT	228.32	200.00	28.32
Total 7000 · OPERATIONS	41,348.68	75,027.00	-33,678.32
8000 · TRAINING			
8005 · AED, CPR, First Aid	207.50	454.00	-246.50
8020 · Training -VENDOR	3,350.94	7,000.00	-3,649.06
8022 · Training-Certification&Testing	655.19	1,000.00	-344.81
8025 · Per Diem Travel/Lodging	2,908.97	4,000.00	-1,091.03
8030 · Wildland	0.00	500.00	-500.00
8035 · Educational Supplies	0.00	600.00	-600.00
Total 8000 · TRAINING	7,122.60	13,554.00	-6,431.40
9000 · PUBLIC RELATIONS			
9005 · Educational Supplies	0.00	100.00	-100.00
9010 · Public Eductn/Relatn/Apprtn	284.00	500.00	-216.00
9015 · Shipping and Postage	0.00	100.00	-100.00
9020 · Printing	0.00	100.00	-100.00
9025 · Recognition/Thank You	95.99	500.00	-404.01
Total 9000 · PUBLIC RELATIONS	379.99	1,300.00	-920.01
9500 · CAPITAL EXPENDITURES			
9523 · Tires- 6 New Tires for E2-4421	6,424.71	6,000.00	424.71
Total 9500 · CAPITAL EXPENDITURES	6,424.71	6,000.00	424.71
Total Expense	355,456.24	242,764.00	112,692.24
Net Income	63,175.22	0.00	63,175.22

3:10 PM
 08/11/24
 Cash Basis

Cassie Volunteer Fire Dept. & EMS
Balance Sheet
 As of July 31, 2024

	Jul 31, 24
ASSETS	
Current Assets	
Checking/Savings	
1010 · FSB of Burnet - 68007	123,517.94
Total Checking/Savings	123,517.94
Total Current Assets	123,517.94
Other Assets	
1090 · Transfers (In/Out)	-70,000.00
Total Other Assets	-70,000.00
TOTAL ASSETS	53,517.94
LIABILITIES & EQUITY	
Equity	
3010 · Unrestricted Net Assets	48,297.40
Net Income	5,220.54
Total Equity	53,517.94
TOTAL LIABILITIES & EQUITY	53,517.94

3:16 PM

08/11/24

Cash Basis

**Cassie Volunteer Fire Dept. & EMS
Profit & Loss Detail
July 2024**

<u>Date</u>	<u>Name</u>	<u>Memo</u>	<u>Class</u>	<u>Paid Amount</u>
Income				
4000 · INCOME				
4040 · REIMBURSEMENT				
07/01/2024	Texas Mutual Ins	2024 Dividend for work place safety & loyalty	FD	4,909.52
Total 4040 · REIMBURSEMENT				4,909.52
Total 4000 · INCOME				4,909.52
Total Income				4,909.52
Expense				
Net Income				4,909.52

Enclosure 5

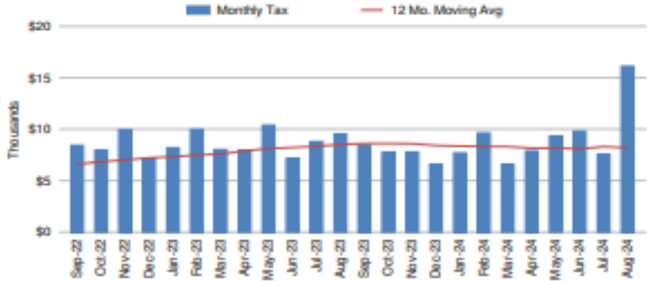
HdL Companies
SALES TAX SNAPSHOT
Burnet Co ESD 2

Aug-24

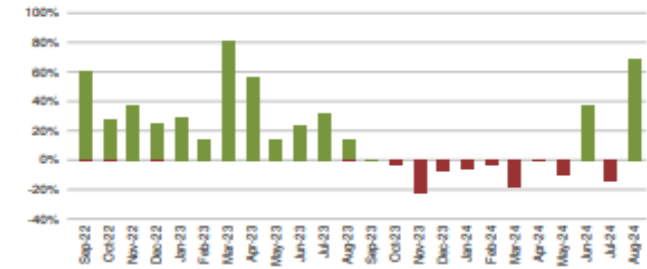
Sales Tax Net Payments

FY Mo.	FY2023	FY2024	YoY % Change
Oct	\$ 7,965	\$ 7,725	-3.0%
Nov	\$ 9,955	\$ 7,743	-22.2%
Dec	\$ 7,155	\$ 6,591	-7.9%
Jan	\$ 8,190	\$ 7,684	-6.2%
Feb	\$ 9,980	\$ 9,624	-3.6%
Mar	\$ 8,004	\$ 6,536	-18.3%
Apr	\$ 7,909	\$ 7,867	-0.5%
May	\$ 10,373	\$ 9,303	-10.3%
Jun	\$ 7,142	\$ 9,803	37.3%
Jul	\$ 8,779	\$ 7,539	-14.1%
Aug	\$ 9,518	\$ 16,097	69.1%
Sep	\$ 8,457		
FYTD	\$ 94,971	\$ 96,512	1.6%
FY Total	\$ 103,428		

Sales Tax Net Payments Trend



Sales Tax Net Payments Change - YoY



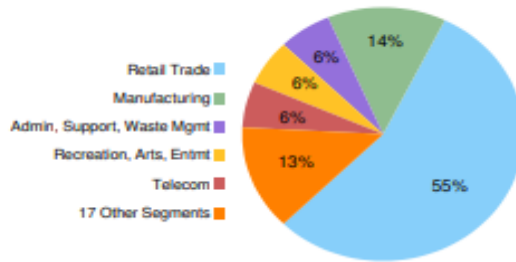
Top 10 Taxpayers

Rank	Company	FYTD Collections	% Total
1	AMAZON.COM SERVICES INC (MARKETPLACE)		
2	SMS BUCHANAN BUSINESS INC		
3	AMAZON.COM SERVICES LLC		
4	BUCHANAN SEPTIC TANKS INC.		
5	JIM EACHUS		
6	REVELLE PEAK RANCH SOLUTIONS LLC		
7	MARK W MARDIS		
8	UTOPIAFEST LLC		
9	APPLE INC.		
10	REVELLE PEAK RANCH L.L.C.		
Top 10 Companies		\$ 51,121	51.8%
1158 Other Large Companies		\$ 27,761	28.1%
Small Companies/Other		\$ 18,743	19.0%
Single Local Tax Rate (SLT)		\$ 1,017	1.0%
Total		\$ 98,642	100.0%

Industry Segment Collections Trend - YoY % Chg

SEGMENT	Mar	Apr	May	Jun	Jul	Aug
Retail Trade	-7.7%	19.0%	23.1%	12.0%	-18.4%	-100.0%
Manufacturing	-32.1%	10.8%	-53.2%	-29.1%	8.7%	-100.0%
Admin, Support, Waste Mgmt	-13.1%	-8.2%	-5.4%	264.7%	-39.5%	-100.0%
Telecom	22.8%	34.6%	11.2%	64.0%	34.5%	-100.0%
Recreation, Arts, Entmt	-38.8%	-43.2%	-67.4%	66.0%	-76.1%	-100.0%
All Others	-55.3%	-57.7%	-34.0%	292.7%	23.8%	-100.0%
Total Collections	-20.1%	2.0%	-12.7%	37.3%	-16.6%	-100.0%

Sales Tax Collections by Industry Segment



Burnet County Emergency Services District No. 2

		2024-2025
Income		
Government Contracts	\$	458,627.40
Sales Tax Revenue		100,000.00
Interest Earned		200.00
Investments - Interest Earned		28,000.00
Total Income	\$	586,827.40
Expense		
Contract Services		
Accounting Fees	\$	13,000.00
Cassie Volunteer Fire Dept		260,415.00
CVFD-Retention Bonuses		6,600.00
Insurance-Liability & D.O.		2,724.75
Insurance-Workers Compensation		454.25
Legal Fees		5,000.00
BCAD Fees		7,055.76
Sales Tax Administration		3,000.00
Contract Labor		6,000.00
Total Contract Services	\$	304,249.76
Operations		
Newspaper Advertisement	\$	100.00
Postage, Mail Service		175.00
Total Operations	\$	275.00
Other Types of Expenses		
Memberships and Dues	\$	550.00
Community Involvement Expense		500.00
Other Costs / Computer Expense		1,000.00
Total Other Types of Expenses	\$	2,050.00
Travel and Meetings		
Conference, Convention, Meeting	\$	2,500.00
Travel		600.00
Total Travel and Meetings	\$	3,100.00
Operational Reserve	\$	58,682.74
Capital expenses	\$	10,000.00
Total Expense	\$	378,357.50
Capital Reserve	\$	208,469.90
	\$	-

feasibility study

Enclosure 7


 Open with Docs
BURNET COUNTY EMERGENCY SERVICES DISTRICT #2
 P.O. BOX 249
 BUCHANAN DAM, TEXAS 78609-0249

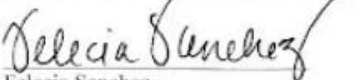
Order 8-15-2024-01
 of
Burnet County Emergency Services District No. 2

STATE OF TEXAS §
 §
 COUNTY OF BURNET §

On the 15th day of August 2024, let it be known that the Board of Commissioners of Burnet County Emergency Services District No. 2 ("District") hereby adopted, by a majority vote of 4 in favor, 0 against, 1 absent the District's *ad valorem* tax rate for the 2024-2025 tax year of 10 cents per \$100.00 valuation of the appraised property within the boundaries of the District. Per the Texas Tax Code §26.05, the District has no debts and all tax raised by said rate will be used to fund the maintenance and operation expenditures of the District.

THIS TAX RATE WILL RAISE MORE TAXES FOR MAINTENANCE AND OPERATIONS THAN LAST YEAR'S RATE DUE TO INCREASED PROPERTY VALUATIONS WITHIN THE DISTRICT. BASED ON THE NO-NEW REVENUE MAINTENANCE AND OPERATIONS RATE, THE TAX RATE WILL EFFECTIVELY BE RAISED BY 2.67 PERCENT. THE DISTRICT'S *AD VALOREM* TAX RATE FOR 2023-2024 WAS 10 CENTS PER \$100 AND THIS WILL REMAIN UNCHANGED.

Ordered on this 15th Day of August 2024
 BURNET COUNTY EMERGENCY SERVICES DISTRICT NO. 2


 Felecia Sanchez
 Acting Secretary

Agenda Item #15